








# Take a Roll With Spelling

For each of your spelling words, roll the dice and complete the spelling activity listed beside the number you rolled.

	1	Write your word three times.
	2	Make a pyramid of your word: h ho hou hous house
	3	Look your word up in a dictionary and write the definition.
	4	Write your word three times using blue for consonants and red for vowels.
	5	Use your word in a sentence and underline your word.
	6	Draw your word with  letters.



Thank you for  
downloading one  
of my  
creations!

If you have any questions, comments,  
critiques or suggestions,  
PLEASE email me at [anglsamngulb@hotmail.com](mailto:anglsamngulb@hotmail.com)

For more creative ideas visit my [Teachers Pay Teachers store](#)

All ideas showcased in this download are mine unless otherwise stated.

Please be respectful of the content.

Please do not copy or sell these ideas as your own.

This is intended for single classroom use only.

© 2012 Live and Learn

Graphics/Fonts: <http://www.scrappincop.com>