

3RD-5TH
GRADE

making
INFERENCES
FREEBIE

clues
in
Text

+

what
you
know

INFERENCE

=


FREE Inferencing Printables

Kirsten
Tulsian



Name: _____

Date: _____



Making Inferences

Read the following scenario. Use what you already know about life, then search for clues in the text to make an inference about what is happening.

Jake's heart was beating so fast, he felt like it might come right out of his chest. He ascended one step at a time, getting further and further from the ground below him.

"You can do it!" his mom yelled.

He glanced over at the lifeguard as he approached the edge of the highest possible platform. She nodded, as if to say, "it's all clear, go ahead!"

He counted to three in his head, closed his eyes, and stepped on the platform. He knew he could do it!

1. Use what you know about life combined with the clues in the text to make an inference. Where was Jake? What was Jake trying to accomplish? Fill in the puzzle pieces.


CLUES IN TEXT + WHAT I KNOW = INFERENCE

2. How do you think Jake feels after he steps off the platform? How do you know?

3. Write one more clue that could have been included in this scenario to help the reader understand what is happening.

Name: _____

Date: _____



Making Inferences Using Riddles

Read the clues below. How many clues did you read before you solved the riddle correctly? You can use a piece of paper to uncover one clue at a time if you choose.

1. I am used to hang pictures.
2. People swing me.
3. My head is usually made of metal and my handle is usually made of wood or plastic.
4. I am a bit on the heavy side.
5. I am primarily used to secure nails to walls.
6. I am a tool.
7. What am I?

Create Your Own "Tool" Riddle Below:
Can your friends solve it?

- 1.
- 2.
- 3.
- 4.
- 5.

Read the scenario. Answer the questions that follow.

Mom cradled Jimmy and stared into his eyes as she rocked him back and forth.

"Baby, baby, sweet baby boy," she sang.

"Slurp, slurp, slurp," Jimmy sucked.

Just as Jimmy was finishing up, he cooed, then burped, and immediately fell asleep.

With a full stomach, mom knew Jimmy would rest for a long time.

*What happened in this passage?
How do you know?*

©Kirsten Tulsian

Read the scenario. Answer the questions that follow.

Benny and Jed strolled through the meadow. They were surprised to hear humming noises coming from one side of the path. To their surprise, they spotted a hive.

They got closer and closer, until a swarm came right towards them.

"OUCH! OUCH!" Benny screamed.

"Benny! Run!" yelled Jed.

"They got me!" Benny cried, sprinting down the path.

*What happened to Benny?
How do you know?*

©Kirsten Tulsian

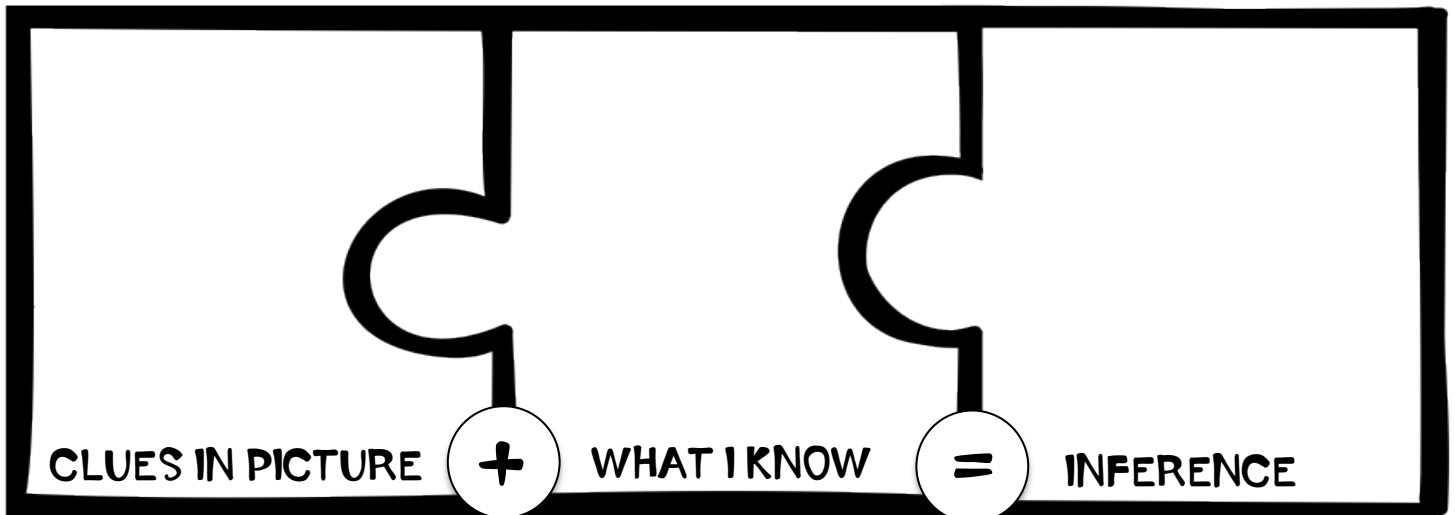

Name: _____

Date: _____

Making

Inferences:

Look at the picture. Use what you already know about life, then search for clues in the picture to make an inference about what might be happening.



1. What time of year is it? How do you know? _____

2. What are these kids doing? _____

3. What happened to the girl? How do you think she feels? _____

Inference Resources

Do you need more products for inferencing? The pages found in this product are *sample pages* from the following Inference products.

3RD-5TH GRADE

Making INFERENCES

Printables

clues In Text + what you Know = INFERENCE

- TEN Inferencing Scenarios
- TEN Solve and Create Riddles

Kirsten Tulsian

3RD-5TH GRADE

Making INFERENCES

Task Cards

clues In Text + what you Know = INFERENCE

Kirsten Tulsian

2ND-5TH GRADE

Making INFERENCES

using Pictures

clues In Text + what you Know = INFERENCE

- 16 Printables with pictures in black and white
- Corresponding color pictures on half sheets with suggested activities

Kirsten Tulsian

Save money
when you
buy the
bundle!

Making Inferences **BUNDLE**

3rd-5th Grade

Making Inferences, Printables, Task Cards, and Pictures

Kirsten Tulsian

Additional Products:

Character
Traits

Figurative
Language

Grammar

Literature
Units

Task
Cards

Vocabulary

Writing

Follow Me Here:



Terms of Use:

- Purchasing this product allows the purchaser the right to reproduce this product for his/her class. Duplication for an entire team, school, or school district is strictly forbidden. If other teachers would like copies of this product, please direct them to my store or purchase additional licenses for those teachers through my TPT store.
- You may not reproduce, redistribute, or post this item on a blog or website for download (free or paid). Copying any part of this product (even for a classroom website) is also in violation of the Digital Millennium Copyright Act.
- You may not modify, copy, or alter this product in any way.
- Please feel free to spread the word about this product via social media or blog post. A link to the product (or my store) is much appreciated.

Design Credits:

